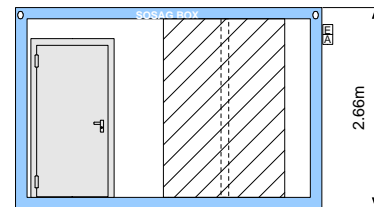
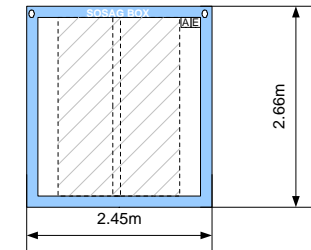
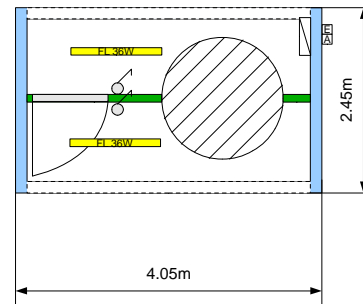
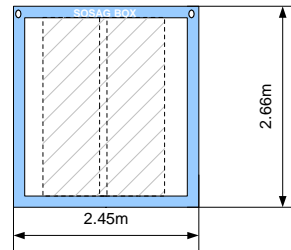
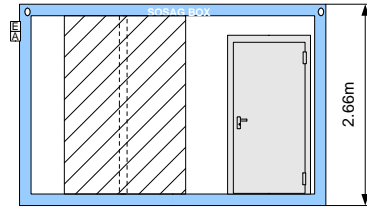













Infos:

1 Türe 90x200cm Metall (massiv)
Ca. 2.5m Trennwand
Innenwände Durchgang Cetris weiss
Eckstützen verkleidet
Bodenschwelle geschützt
Elektrische Installation
- Grundinstallation mit FI + CEE32
- 2 Lichtschalter/Steckdose
- 2 FL Lampen 1x36W
Drehkreuz Metall
Aussenfarbe Lichtgrau RAL 7035



-  Schalter/Steckdose
-  85 Steckdose ca. 85cm ab Boden
-  30 Steckdose ca. 30cm ab Boden
-  H Steckdose Heizung
-  K Steckdose Klimaanlage
-  3f Steckdose 3fach
-  B Steckdose Boiler
-  AW Abwasser
-  W Wasseranschluss
-  Stromanschluss Eingang/Ausgang
-  Elektroverteilung

SOSAG BOX TR
L:4.05xB:2.45xH:2.66m

Masstab: 1:100
Gezeichnet: SM 05.08.2016
Geändert: -

Grundrissbeispiel Zutrittscontainer

SOSAG Baugeräte AG
Allmendstrasse 3, 8422 Pfungen
Tel. 052 315 39 22 info@sosag.ch